


# Independent analysis of WTC dust in Marseille

It appears that studies published by S Jones and co on the red-gray chips found in the WTC dust convincingly demonstrate that there is unreacted nano-thermite in this dust. However independent analysis and confirmations are necessary because all discoveries and samples related to 911 can a priori be suspected to have been deceitfully manipulated: even if the searchers are honest, they depend on intermediaries to be given access to scientific tools or reliable samples. The most important point for me is that any New-Yorker still having some of this dust could as discretely as possible, independently check the main discovery of particles (chips) able to produce molten iron microspheres when heated to less than 500°C: this being the necessary and sufficient evidence for a material reacting in a nanothermitic way. One just needs a small magnet, an optical microscope and a kiln (furnace for ceramics)

(Information about the origin and description of my samples:

<http://www.darksideofgravity.com/11%20Septembre%202001.html#sample> )

# Rusty chips and shiny micro-spheres







Optical microscopy Observation (x100) of particles  
selected with a magnet in the dust of two samples S1 and S2


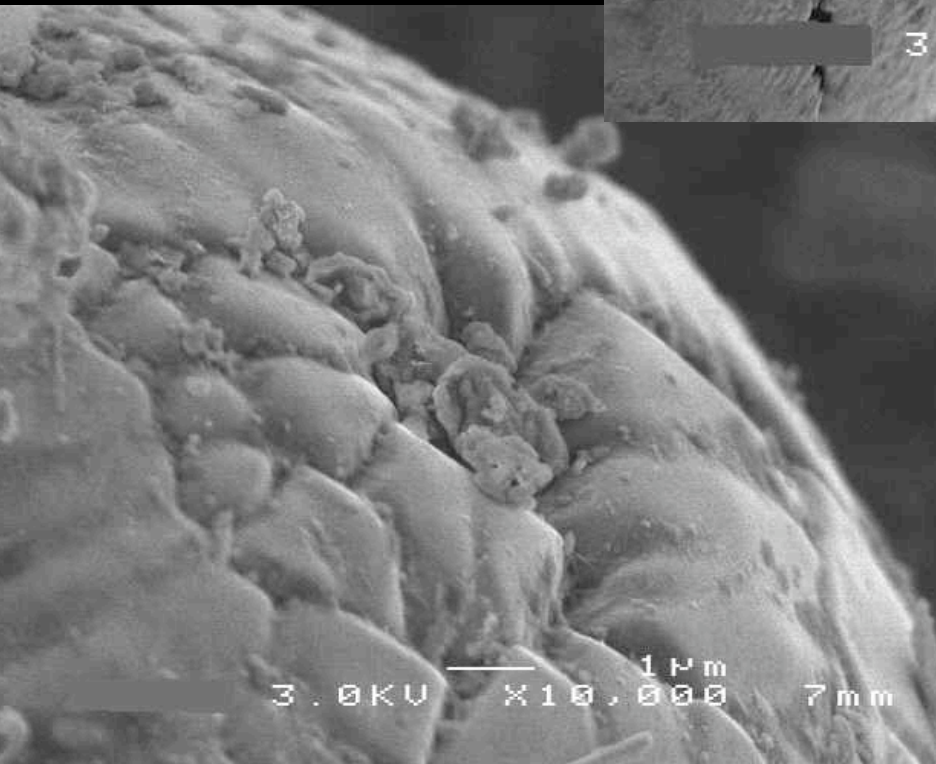
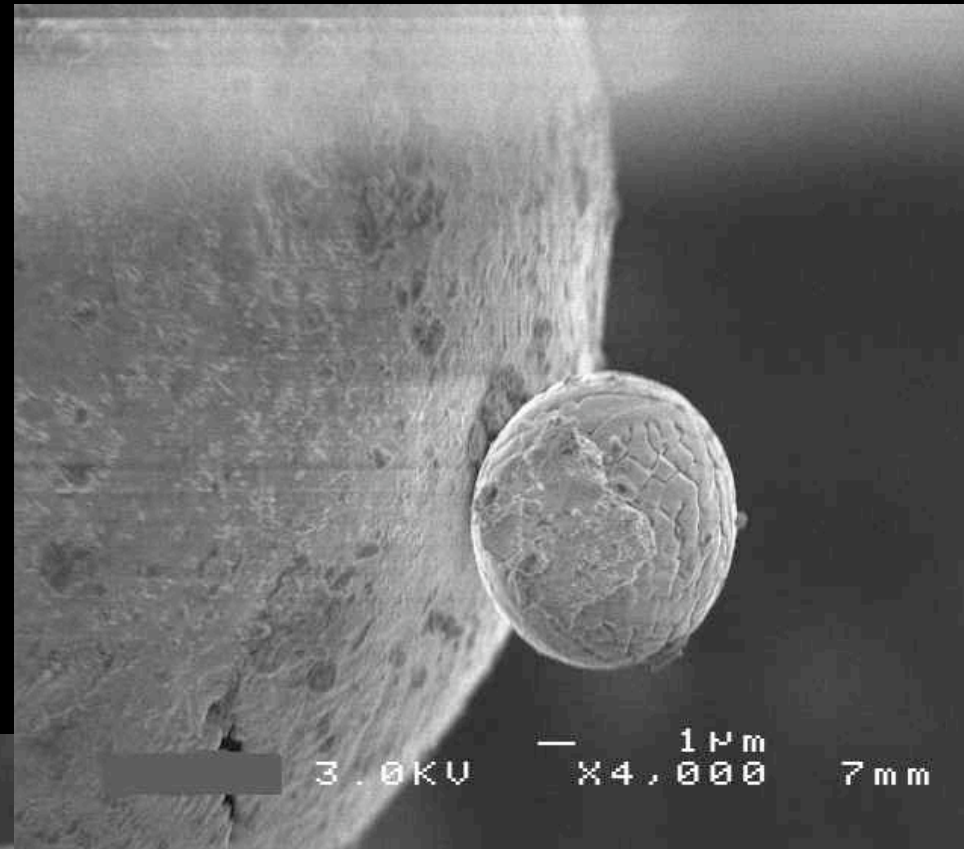
The proportion of Iron should be ~ 2% in the dust (USGS)




# S2: electronic microscopy



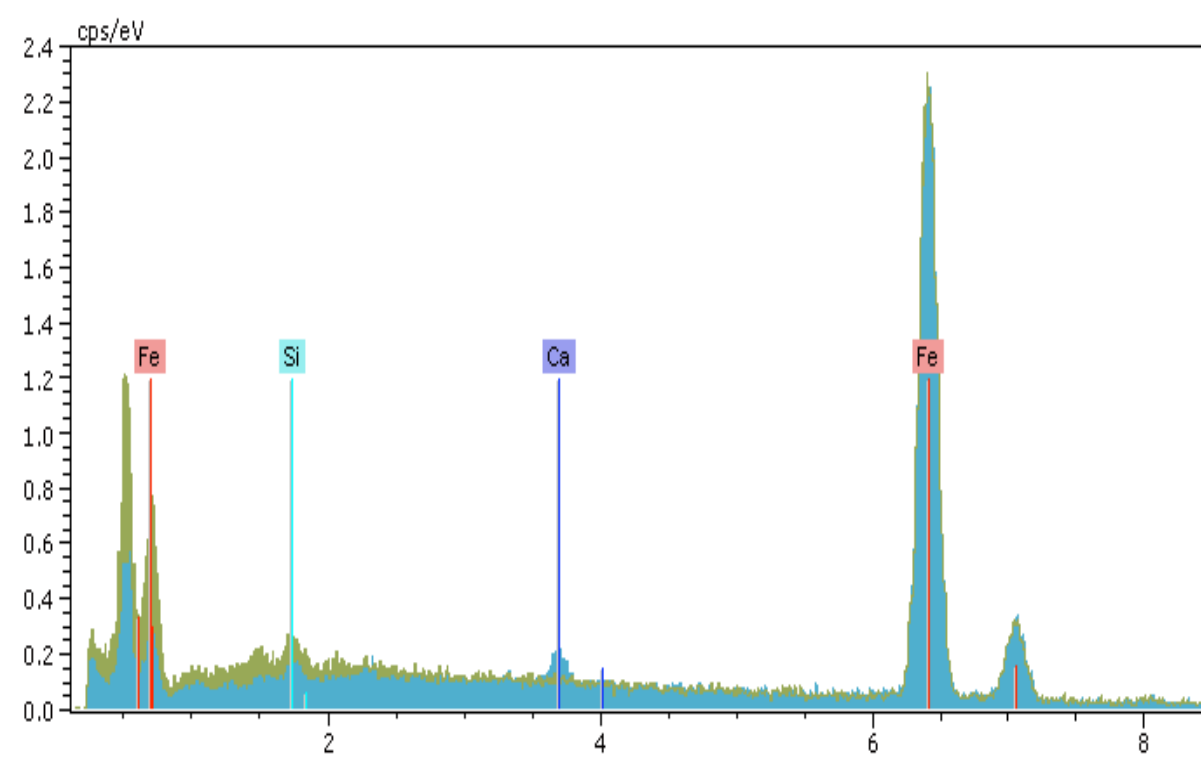
# S2: electronic microscopy



# S1: electronic microscopy

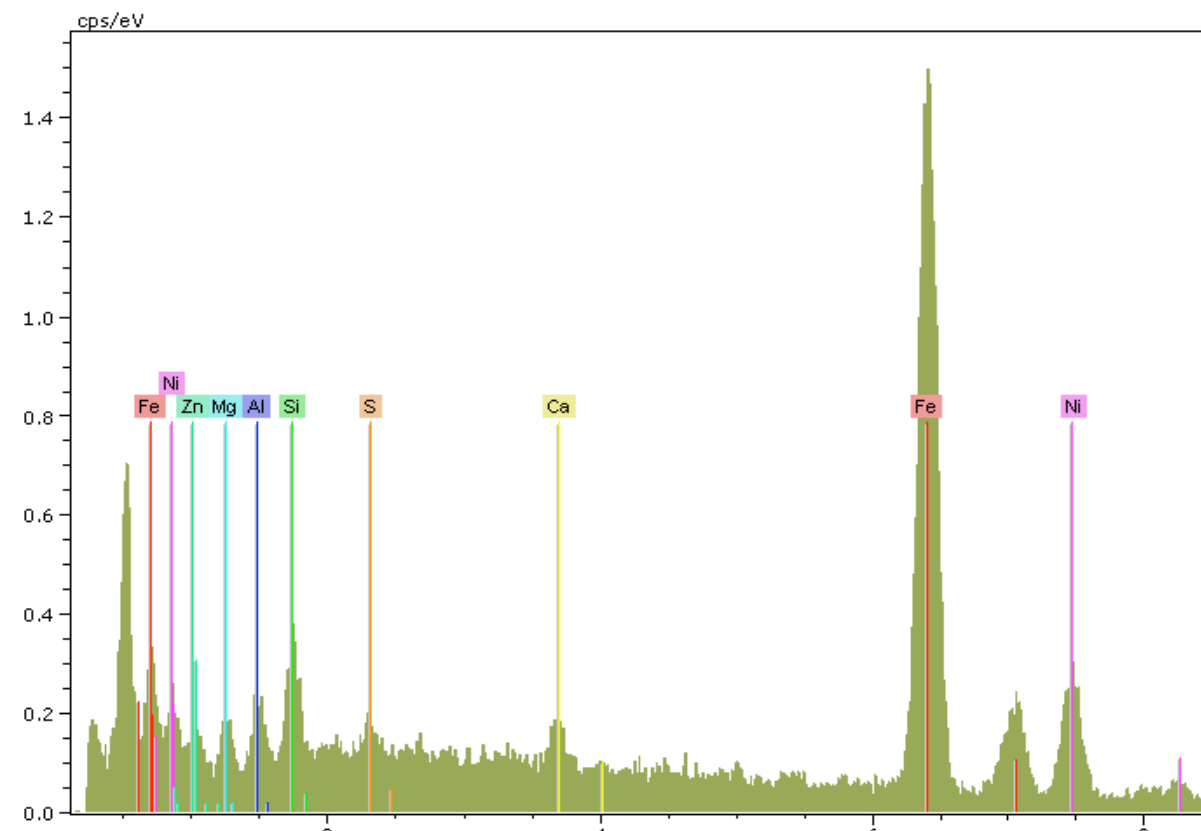






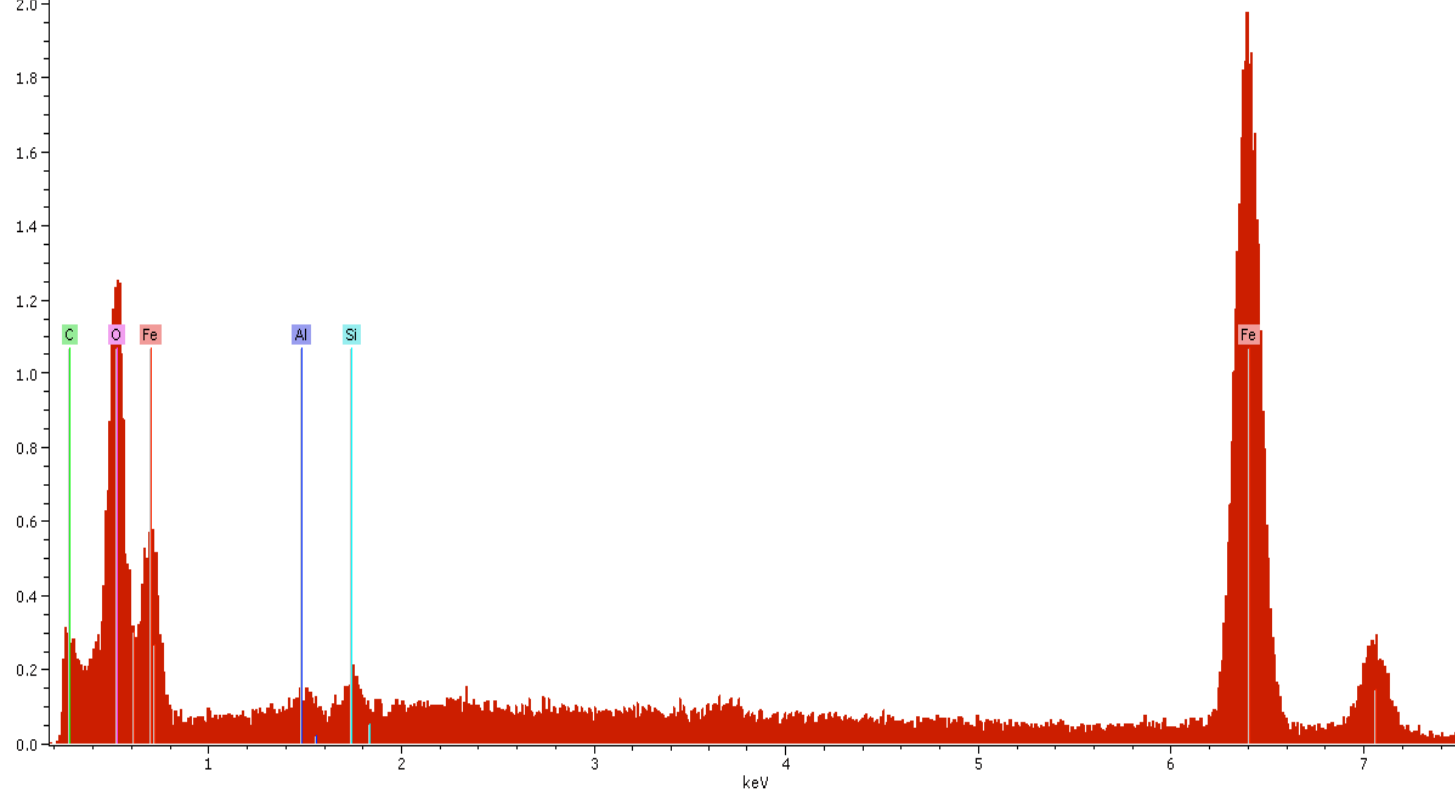
**S2**

**Typical Spectra of  
microspheres:  
Iron and Oxygen !  
Ca, Si, Al**



**S2**

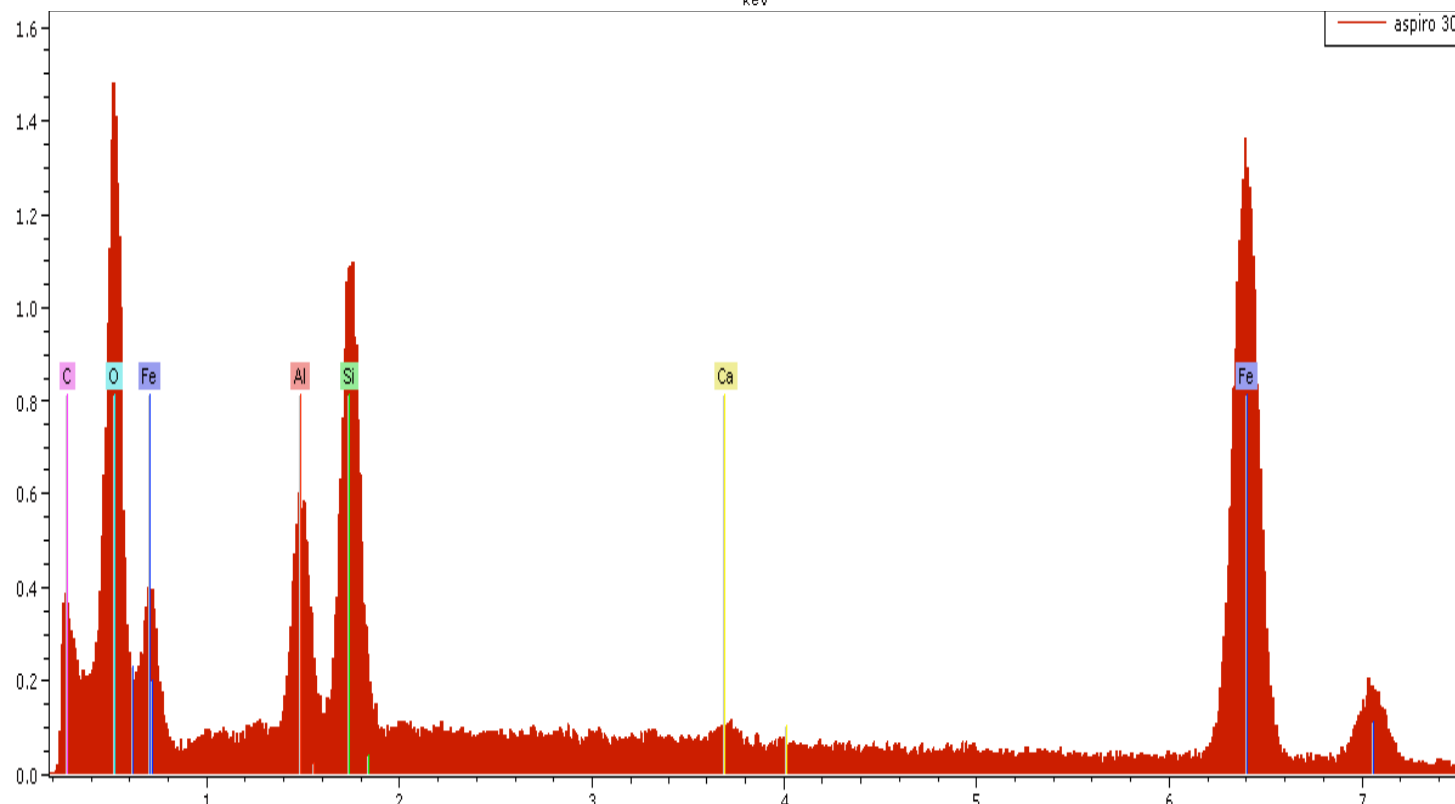
**Atypical spectrum of  
microsphere:  
O + Fe + Ni + Zn + Mg + Al**

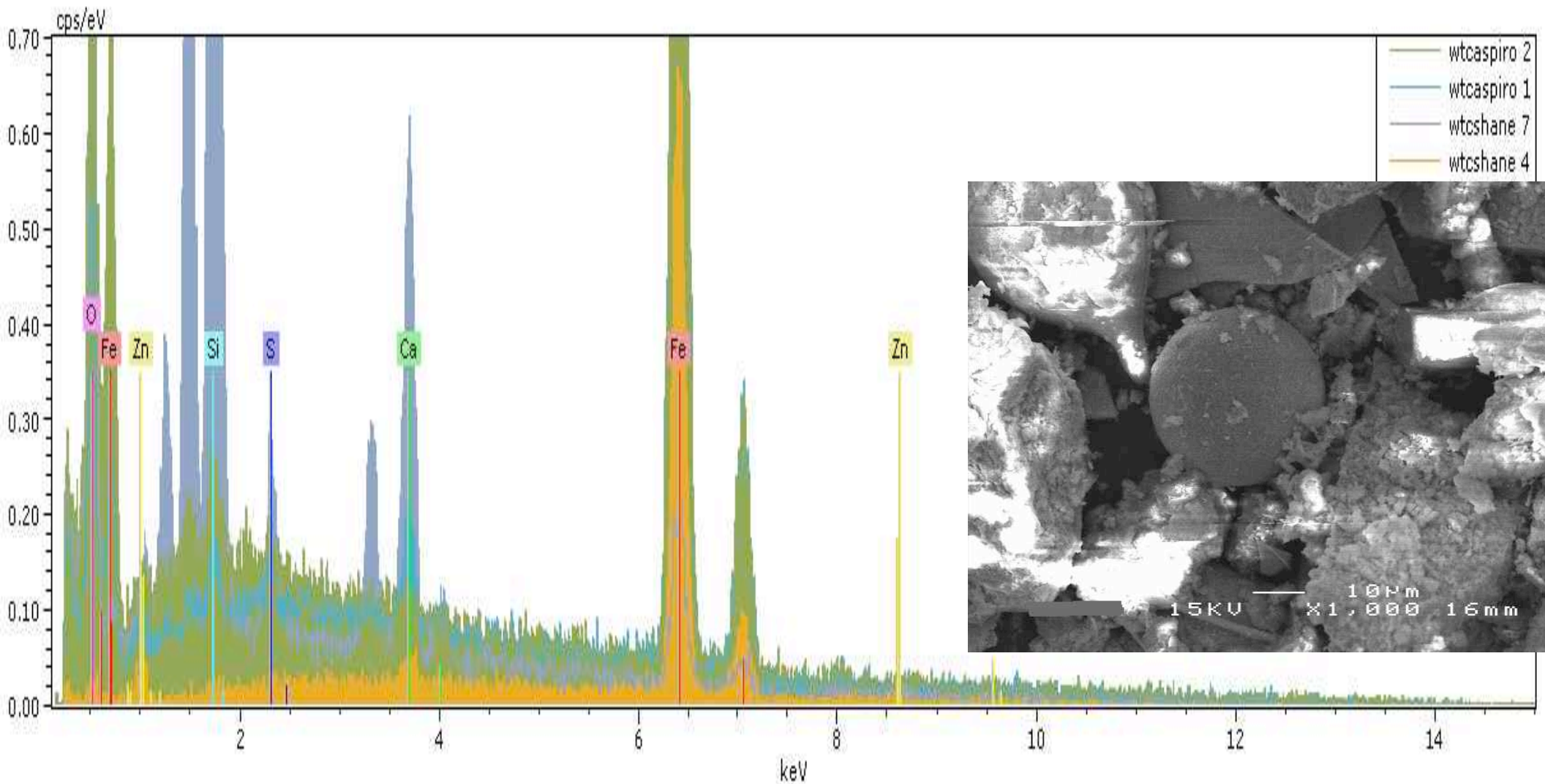


**S1: microsphere**

**Spectra :**

**Fe , O , Si and Al**





**S1: Microsphere photo ==> orange spectrum.**

**Pure Iron : no Oxygen !**

**Absence of the lowest energy Iron peak**

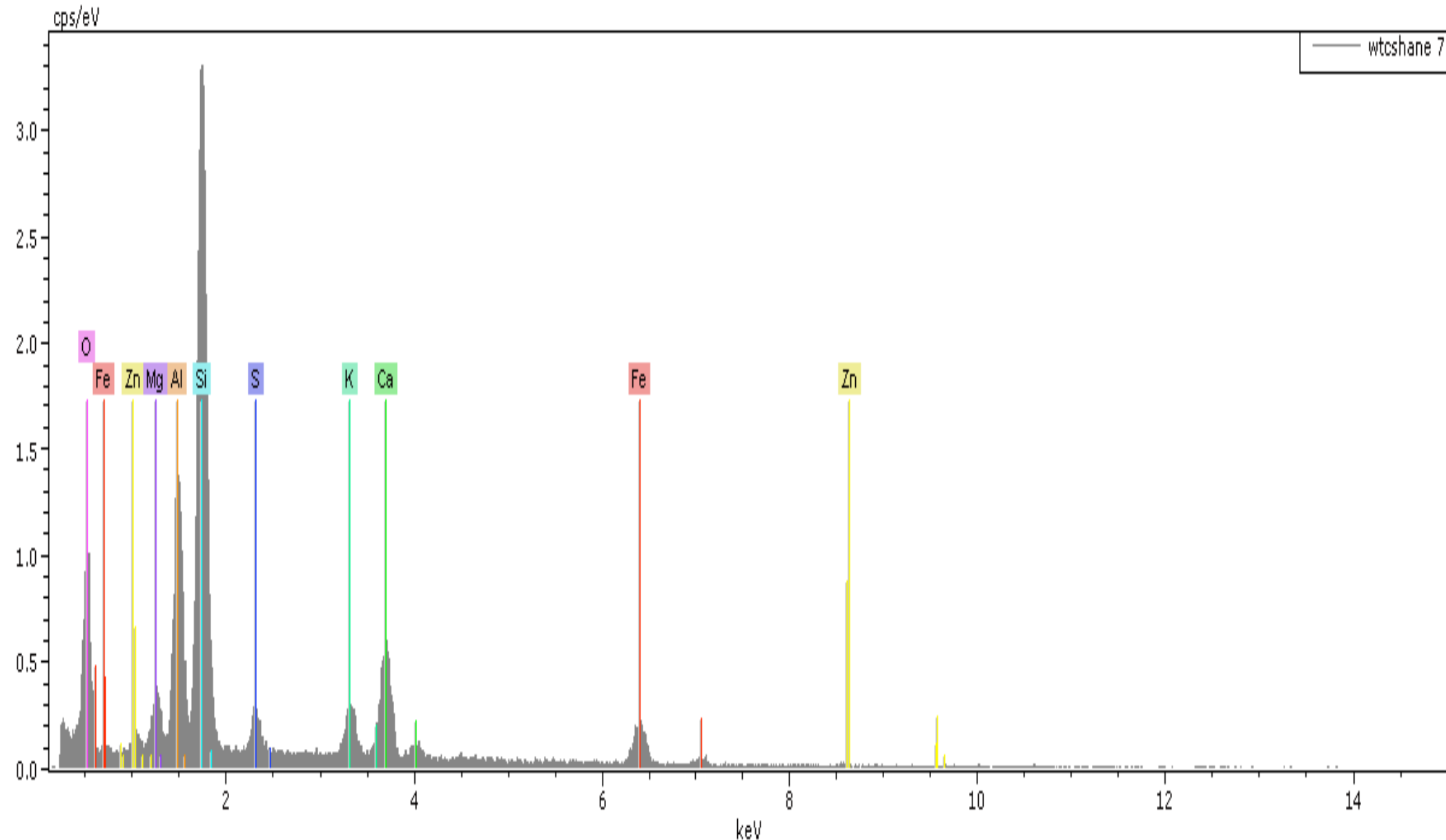


# S1: Spectrum of non spherical dust particle

**Serie Mg, Al, Si, S, Ca and low iron content as often**

[http://pubs.usgs.gov/of/2005/1165/table\\_1.html](http://pubs.usgs.gov/of/2005/1165/table_1.html)


**observed in dust analysed by the USGS**



# Conclusions concerning the microspheres

- Presence of shiny and abundant microspheres confirmed
- Surface Microstructures : Fluffy layer, or naked and clean surface with scales and undulations
- Microspheres mainly Iron and oxide Iron made, signature Fe-Al clear in some of them, much less significant in most of them. Not a concern for a thermite reaction since Al is expected to be expelled then.
- S1 : A pure iron microsphere i.e. Unoxidized. Iron peak at low energy absent ( ? )

# Dark gray/Red chip at the optical microscope in sample S1





# Gray/Red chip electronic microscopy

## Red layer above



# Dark gray/Red chip electronic microscopy

## red layer above



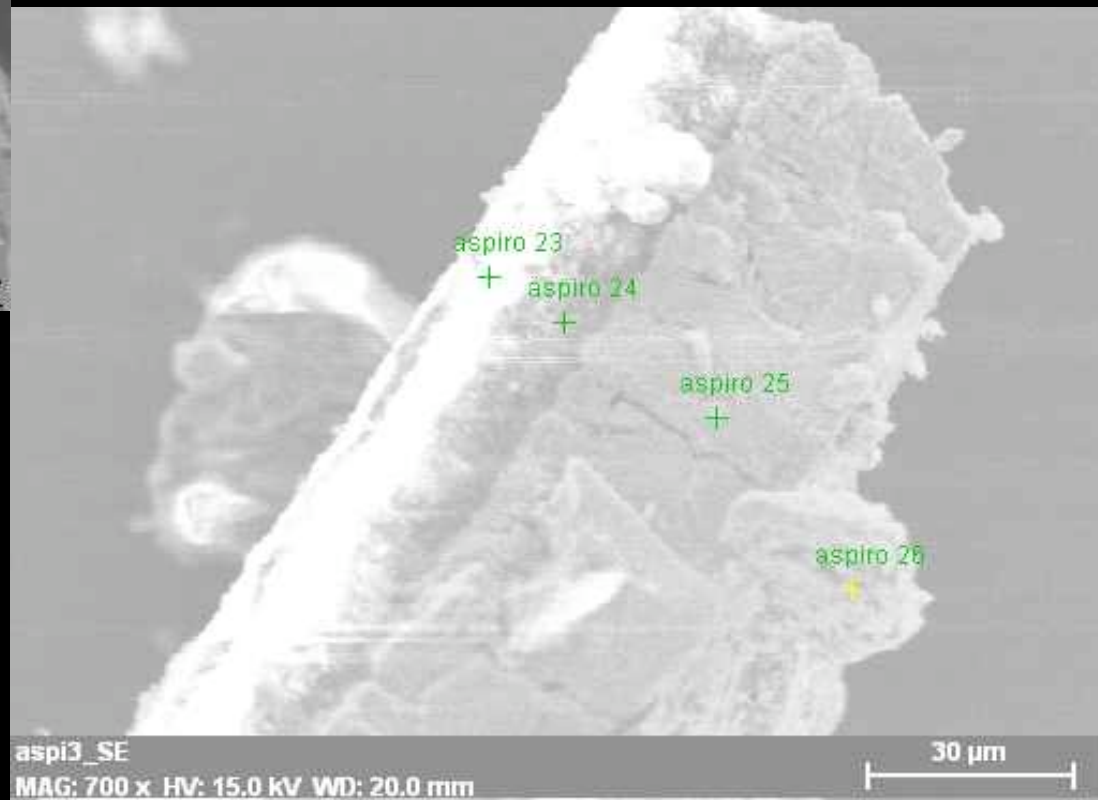
# Red/Dark Gray Chip electronic microscopy

red layer appears shiny ==> insulating



aspi\_SE 1  
MAG: 900 x HV: 15.0 kV WD: 20.0 mm

Gray layer appears  
dark  
==> conductive

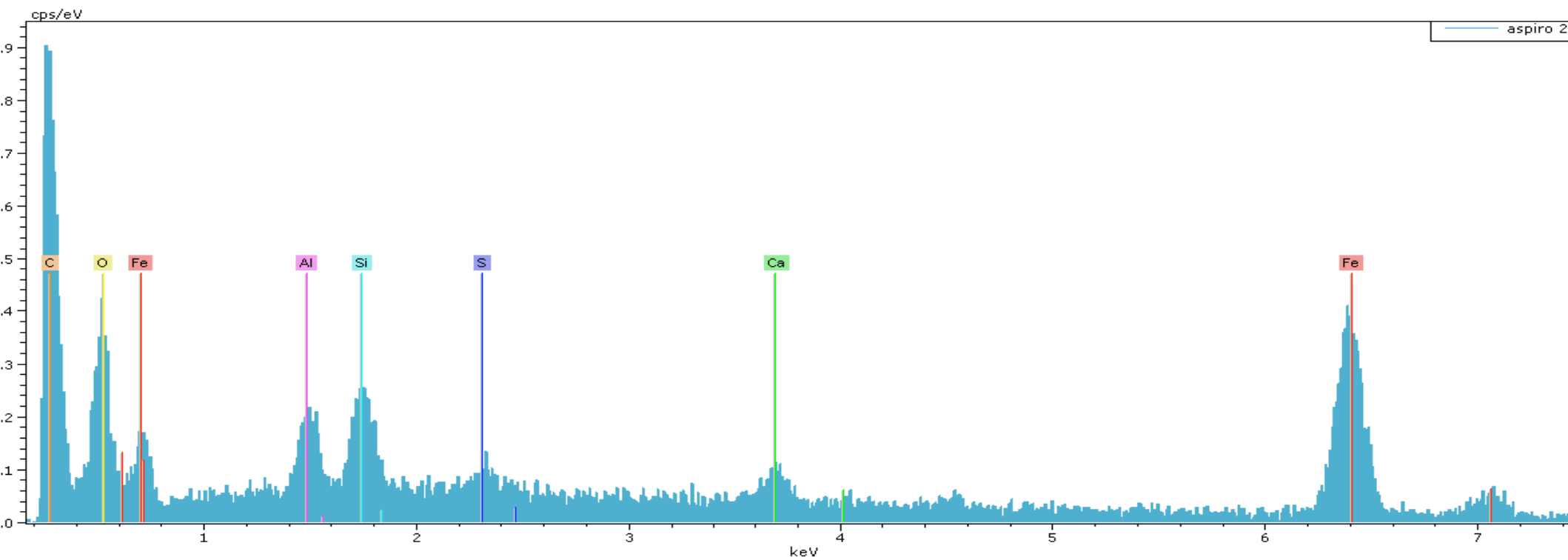
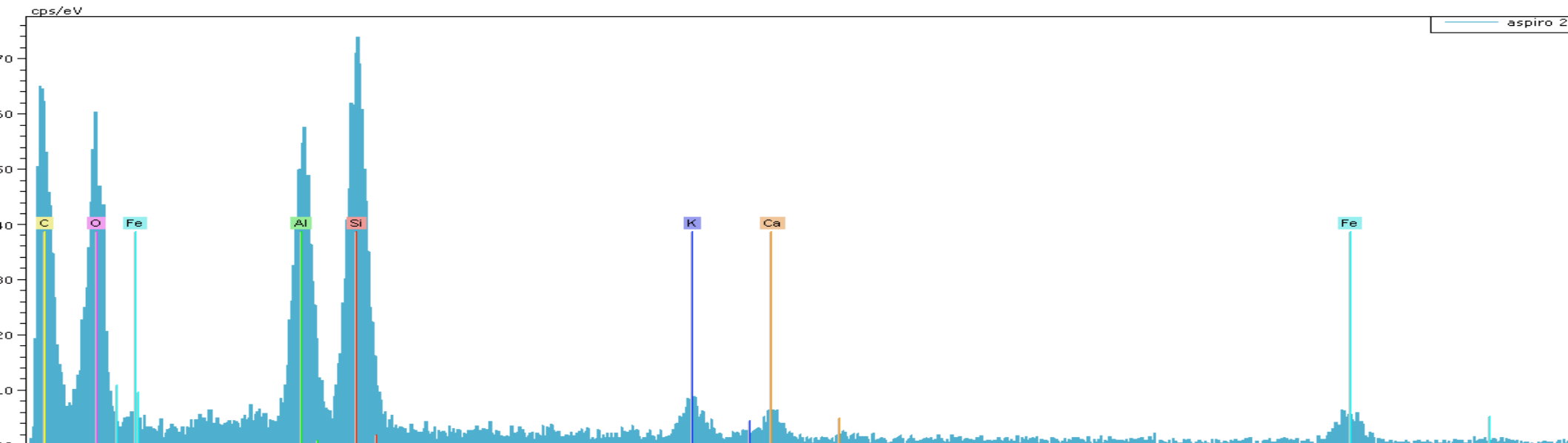


aspi3\_SE  
MAG: 700 x HV: 15.0 kV WD: 20.0 mm



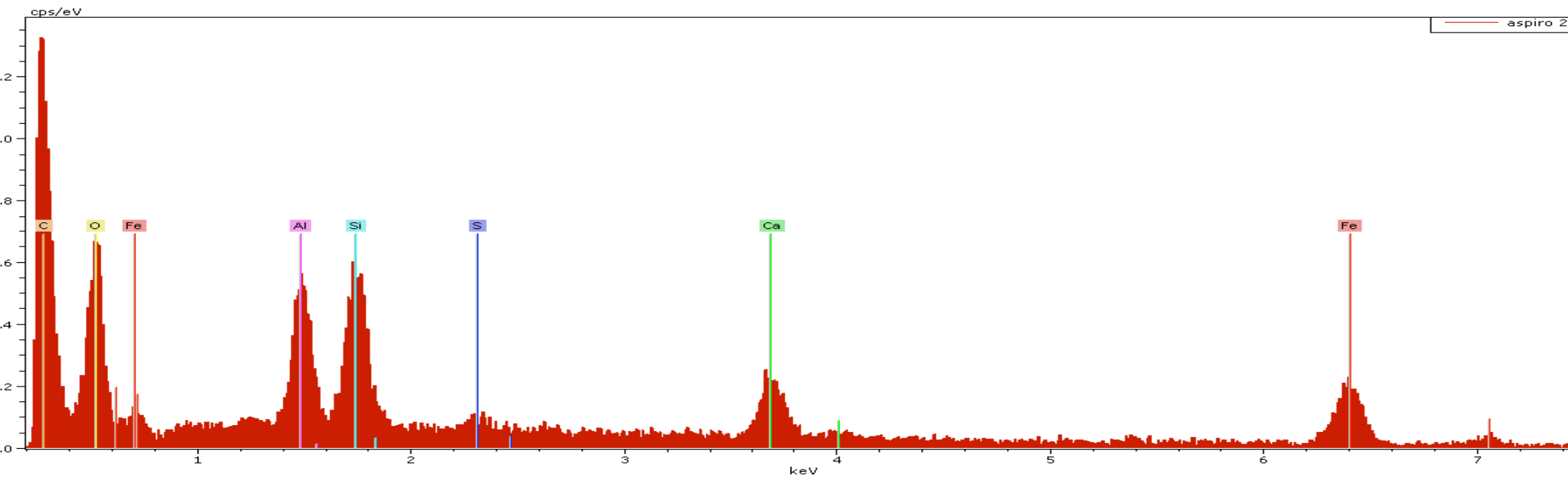
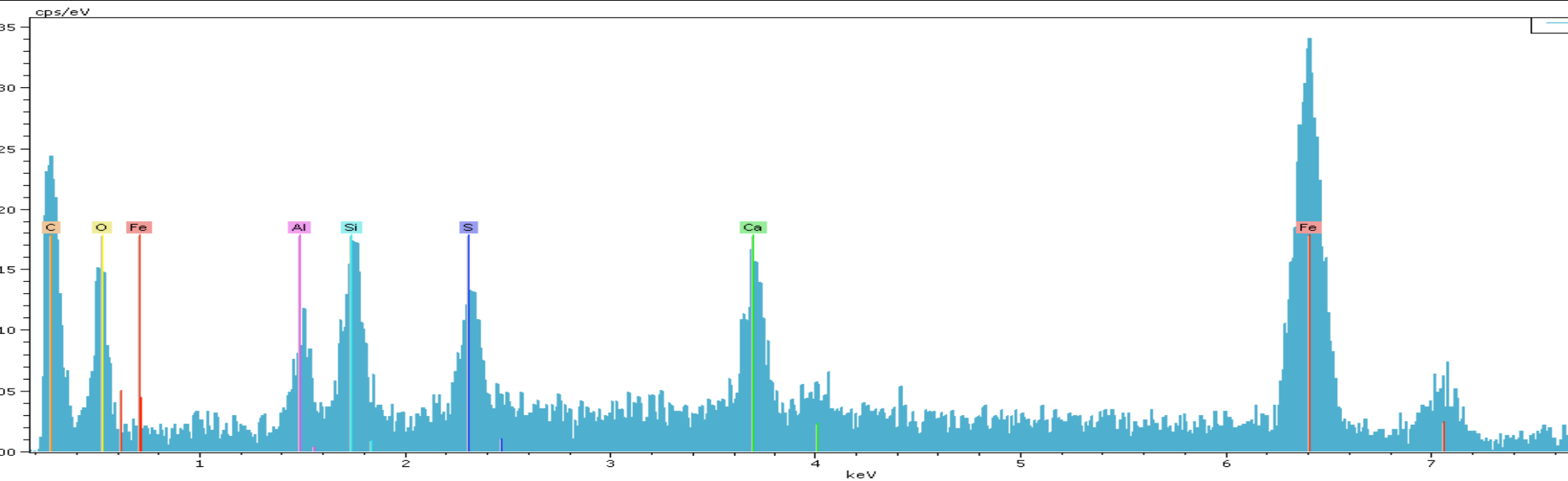
# Spectra of red layer at different points

**C, O, Al, Si ... Fe + variable contamination : Ca, S, K**



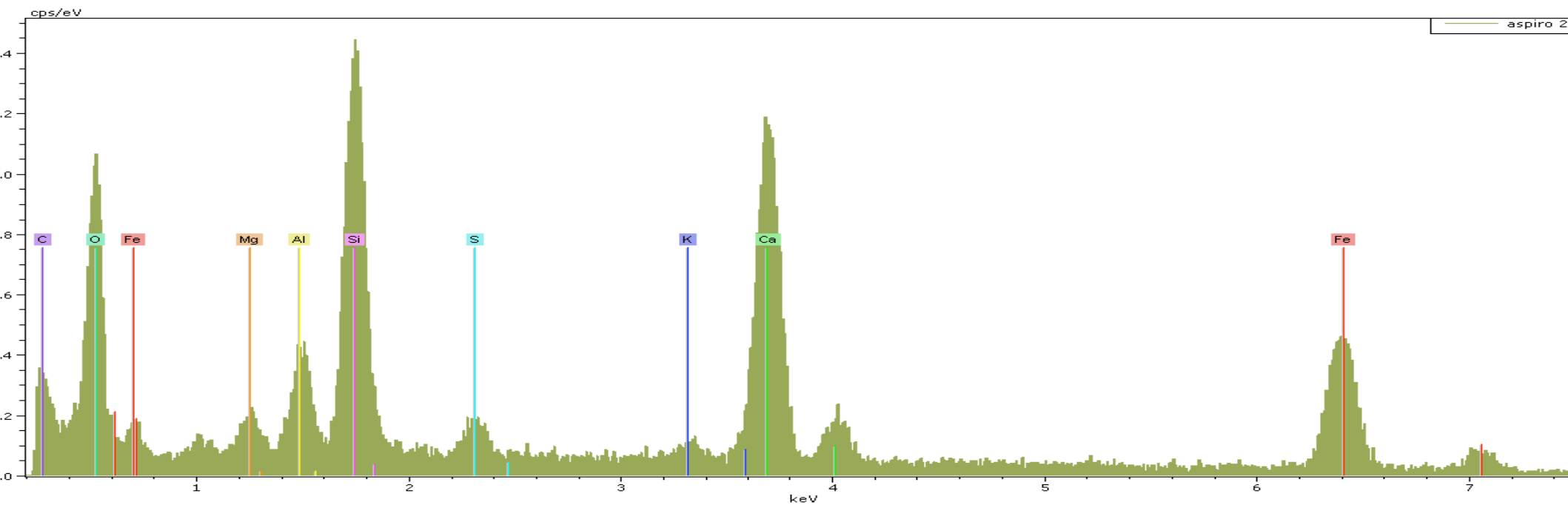
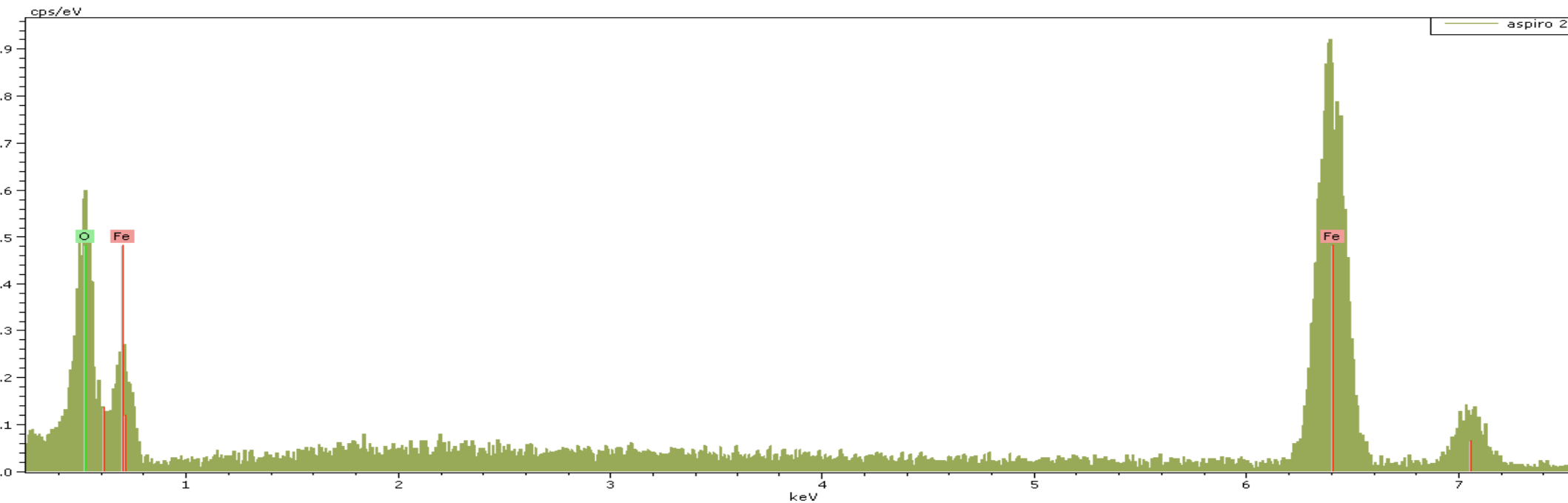
# Spectra of red layer at different points

## C, O, Al, Si ... Fe + variable contamination : Ca, S



# Spectra of dark gray layer at different points

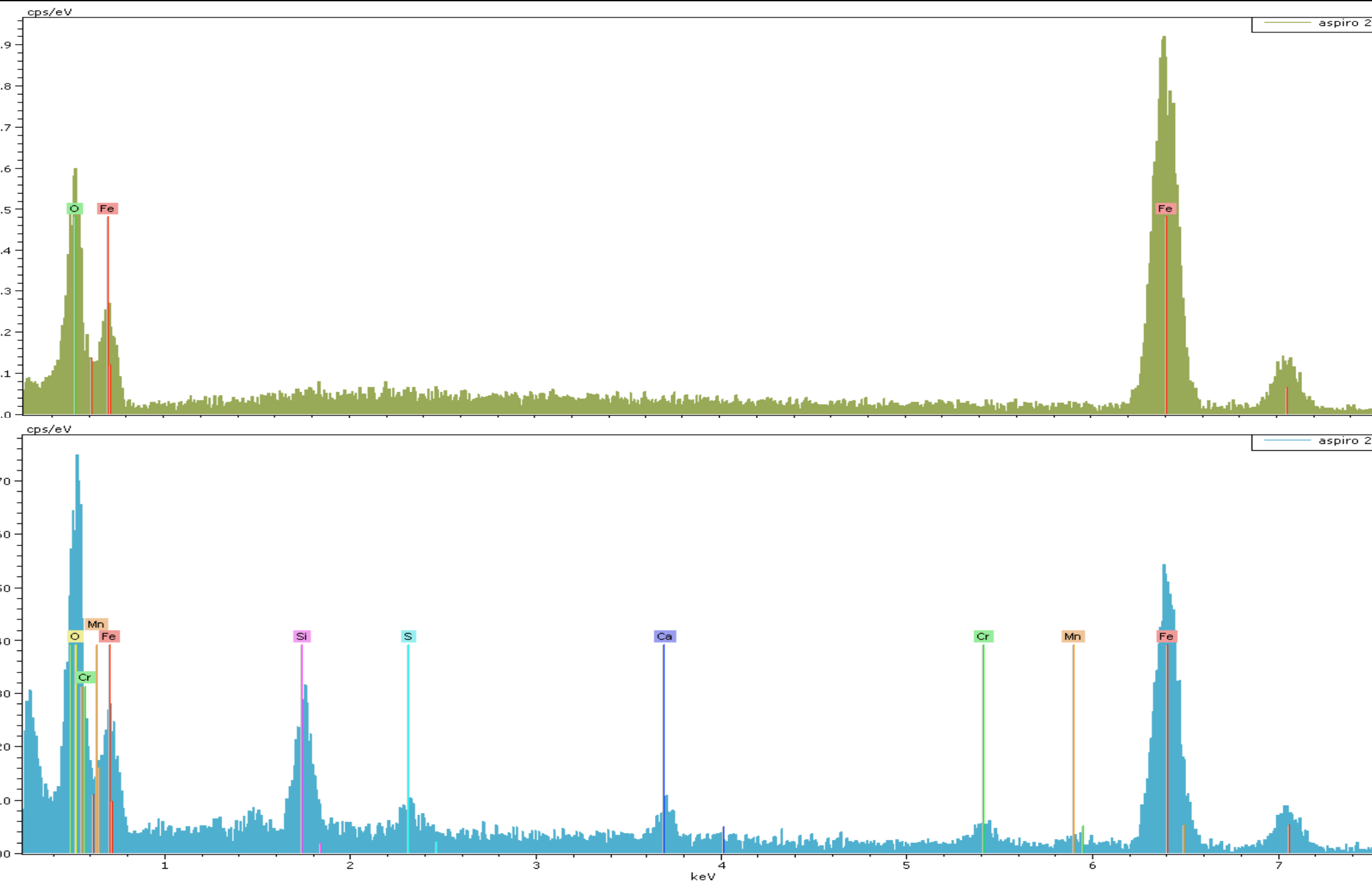
Fe, O + variable contamination : Ca, K, S, Mg, Al, Si





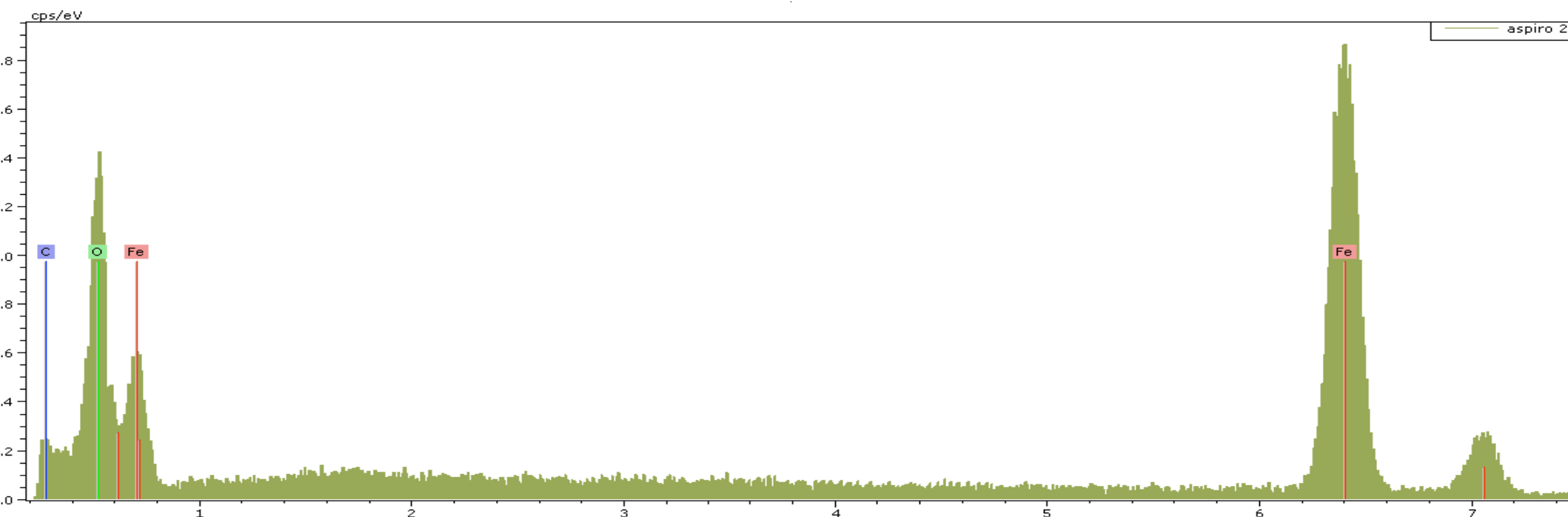
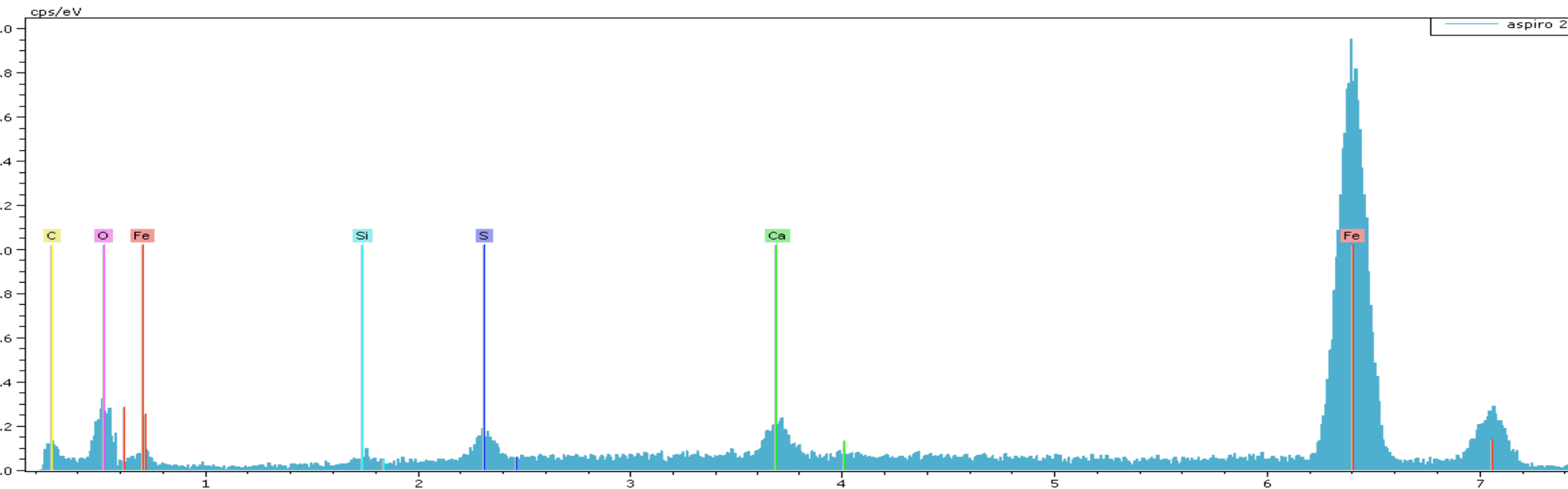
# Spectra of dark gray layer at different points

Fe, O + variable contamination : Ca, S, Si



# Spectra of dark gray layer at different points

Fe, O + variable contamination : Ca, S, Si



# First Conclusions from the Marseille Analysis

Presence of red/dark gray chips and chemical composition of layers roughly confirmed : Compatible with the nanothermite hypothesis (by S Jones, N Harrit and associates)

- Red Layer : Fe, O, Al, Si, C

Iron Oxide largely predominant over Iron: bright red ! Insulating layer (shiny at spectro) ==> homogeneous mixture of Iron oxide and non conductive elements such as Al, Si. Low variability (aspect, color, spectrum ) ==> homogeneous mixture at a sub-micron scale. Carbon : probable organic residue from the sol-gel solvents (isopropanol, organic epoxide).

- Gray conductive layer : Fe, O sometimes Mn and Cr trace.

Compatible with structural steel. Iron not much oxidized.



# Trying to confirm the nanothermitic hypothesis

The nanothermitic hypothesis remained to be confirmed by the ignition crucial test : the chips must react at less than 500°C. We had to heat other identical chips (the previously analyzed chip could not be recovered for an ignition test) but... great surprise!:

- Not even one chip of the same kind in the 7g of dust from our four samples (instead of dozens expected according to the authors of the publi).
- Instead, dozens of chips showing the same red aspect on both faces, aspect and chemical composition difficult to distinguish from the one found in the red layer of the red/gray chips.
- Some chips already carry light gray deposits with spherical metal particles they can expel when heated.

# Marseillaise Analysis

Photo from an independent searcher showing the red layer from a red/gray chip separating from the gray layer: possible origin of red chips.



These chips don't react even when heated up to 900°C: remain red, burn most of their carbon but other elements remain in the same proportion. Photos, spectra and analyses:

[www.darksideofgravity.com/redreds.pdf](http://www.darksideofgravity.com/redreds.pdf)

# Possible use nanothermite ?

## Explosive Nanothermite

● Energy density of nanothermite is twice that of TNT, but the reaction speed is less than that of TNT. Its power therefore cannot be far greater than the power of usual high energy explosives and the reaction produces no gas. Its usage as an explosive at WTC is thus not credible and anyway completely incompatible with the level of destruction of most of the WTC concrete and destruction of exterior columns 20 m away from the core as far as we consider localized charges there. Remains the hypothesis of an aerosol use we shall explore (and exclude!) in another paragraph dealing with new proposed ways of understanding the WTC destruction (i.e. thermobaric with microparticules of nanothermite dispersed in an explosive aerosol) <https://www.llnl.gov/str/RSimpson.html>

<http://www.darksideofgravity.com/nanosolgels.pdf>

## Incendiary Nanothermite

● If red chips are indeed nanothermitic, it could have been used to cut or heat efficiently and quietly numerous steel columns i.e. in a pre-destruction phase, which would be corroborated by the observation of molten metal falls at more than 1200° before the start of the collapse (explosions would later have dispersed the liquid iron into the myriad of observed microspheres). Indeed, the sol-gel method can be used not to gain in power (explosive usage) but instead only for the required accurate control/dosage of the reaction power (incendiary must ideally keep in contact to the columns one wants to heat).

● The red layer not exceeding a 10 microns width, hundred of such layers alternating with the gray layers would be needed to get a several millimetres coating allowing significant heating of the columns. One can imagine rolls of a multilayered material manufactured entirely in the lab before application to WTC columns ... but the complexity of such a technology for sure makes this scenario far less likely !

# Problems with the nanothermite hypothesis

- 40 nm Al nanoparticles oxidize very fast in the open air! It is impossible for the chips to keep reactive 7 years after 9/11 if these particles were not efficiently protected by an appropriate coating. And even in this case the reactivity of chips tested by the authors after 7 years is very questionable. <http://www.darksideofgravity.com/Aging.pdf>
- I could not confirm a reaction producing molten iron. I was told that my red-red chips may have already reacted on 11/9, or be deactivated by heat, humidity and oxygen of the air ( natural aging). But if my chips are the same as those S.Jones &co discovered and studied in the dust, shouldn't mine have remained reactive as long as their own (but K Ryan also confirmed the presence of red-red inactive chips in his samples)? Indeed in their initial publication, S Jones and co clearly state that all their chips reacted when heated producing molten iron and don't even mention the existence of red-red chips.
- My critical way of analysing the nanothermite hypothesis and suggesting other ways resulted as far as I'm concerned in a genuine total embargo on WTC dust (I asked for other samples since other independent searchers willing to confirm my vs Jones results in Europe would need this material). This behaviour is unthinkable specially for searchers of the 11/9 truth.

# My Conclusions

- Red-red chips having almost all the properties announced by S Jones and co do exist in the WTC dust. Their abundance and the numerous metallic microspheres i could see stuck to their surface is strongly suggesting an obvious link with a high power process hence a destruction technology used to destroy the WTC towers.
- It's difficult to imagine a likely scenario for 10 micrometers width nanothermite layers at WTC, explain how Al nanoparticles remained reactives during several years or admit such a heavy operation implying setting up charges of hundreds tons of nanothermite.

==> Two possible deductions:

- 1) Very likely: Red/red chips have nothing to do with nanothermite, American searchers were deceived and discredited or are themselves disinformating to protect the secrecy of the genuine destruction technology at the origine of red chips and up to thousand tons of molten iron in the dust.
- 2) Less likely: Red chips are from nanothermite that were deactivated in all my samples.



# Analysis and comments

## ● Other smoking guns ?

The numerous metallic microspheres at the surface of some of these chips point toward an obvious link with a high power density process hence certainly related to the destruction technology employed to bring down the towers.

Other observations suggest other ways of understanding the destruction of the towers:

- Some of the elements found in the red chips and microspheres perfectly match those obtained by transmutations in the RECOM experiment discharges ( figure 3 in [www.darksideofgravity.com/LochakGlowenergyn.pdf](http://www.darksideofgravity.com/LochakGlowenergyn.pdf))

- Following the explosions, Rodriguez and others witnessed fireballs in the lower ground floors of WTC (such fireballs are often

produced in electric discharges). <http://911stories.googlepages.com/comparisonofwitnessaccountstorodriguezst>

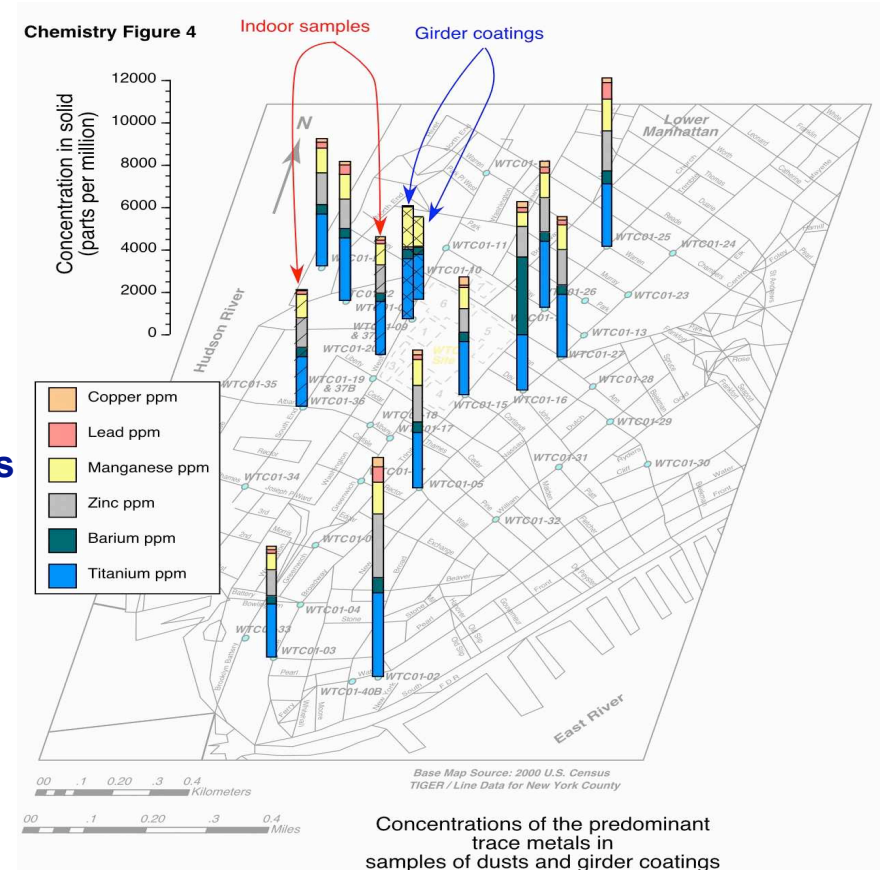
- Anomalous proportions of Baryum discovered by USGS in WTC dust. Largely above expectation from the baryum inside the computers cathodic screens

at WTC. <http://pubs.usgs.gov/of/2001/ofr-01-0429/chem1/>

Even in the girder coatings where its abundance is difficult to explain (baryum is a toxic and prohibited element in construction materials) except if we follow the hypothesis that this

Baryum was playing a special role in the thermitic mixture

(baryum oxyde is well known as a catalyst



# Analysis and comments

## ● New possible way opened by the results of the Marseille analysis

of thermitic reactions) but this possible origin can also be excluded because one only finds traces of baryum. It still remains possible however that a thermitic mixture was simply prepared in the same containers and following the same system usually used by militaries to produce all kind of mixtures (baryum thermate, etc ,...) however the presence of strontium in large proportions (even more difficult to explain because the element appears very rare in soils) similar to the Baryum fraction suggest another possible explanation:

Baryum Titanate often mixed with strontium titanate is used as an insulating material in high capacitors which could be used to trigger the thermite or other reactions by very powerful electric discharges in capacitors breakdown or piezoelectric discharges.

Anomalous abundances of some elements could also originate from a new and not understood physics which regularly shows those kind of anomalies in lab experiments in the context of powerful électric discharges.

<http://www.lenr-canr.org/acrobat/LochakGlowenergyn.pdf>

<http://www.darksideofgravity.com/Nouvelles/NewPhys.html>

One can also imagine that this physics secretly explored by DoD labs provided the intense heat required to weaken the columns (by radiating micro lighting-balls).

The physics also allows to consider new highly powerful weapons, much more than conventional (non nuclear i.e chemical) bombs but with a total absence of radioactivity or tritium. These might have been used at the WTC instead of the most powerful non nuclear bombs: thermobarics.

Obvious arguments allow to exclude the use of nuclear weapons at the WTC however the level of destruction ([http://www.journalof911studies.com/lett ... -jones.pdf](http://www.journalof911studies.com/lett...-jones.pdf)) reached at the WTC cannot be explained by conventional high energy explosives nor nanothermite weapons (only several times more powerful).